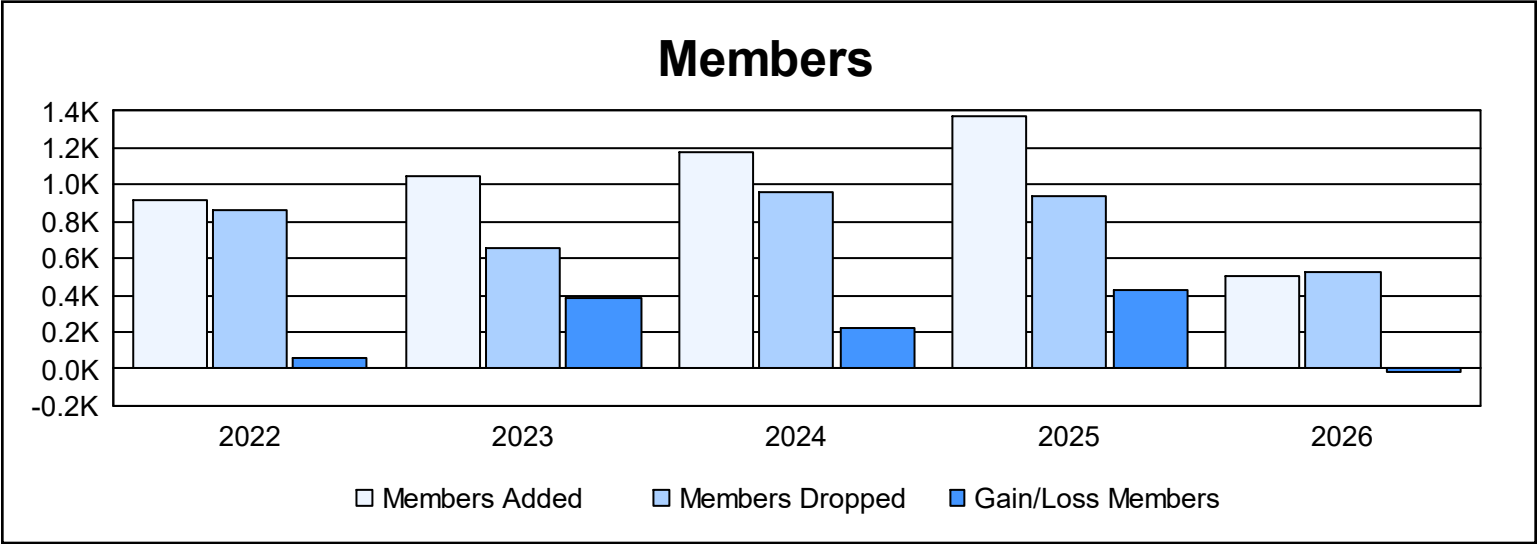
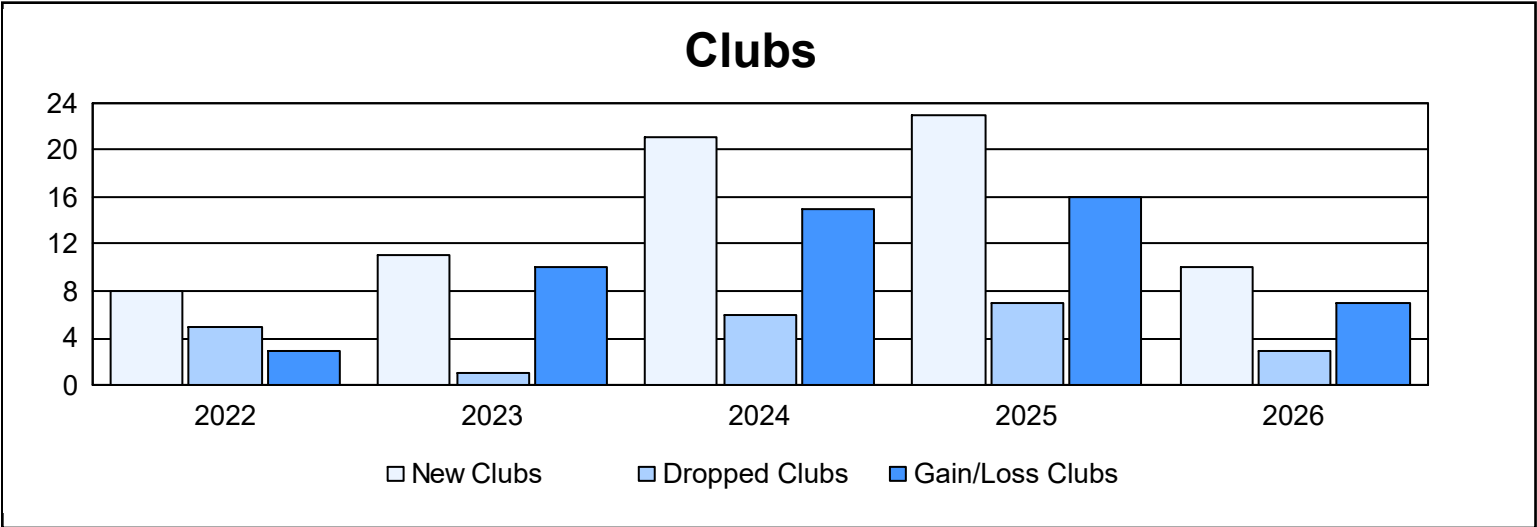
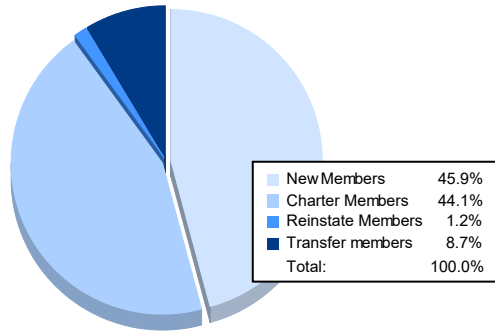


| Year | New Clubs | Dropped Clubs | Gain/ Loss Clubs | New Members | Charter Members | Reinstate Members | Transfer Members | Total Member Added | Total Members Dropped | Gain/ Loss Members |
|-----------|-----------|---------------|------------------|-------------|-----------------|-------------------|------------------|--------------------|-----------------------|--------------------|
| 2021-2022 | 8 | 5 | 3 | 664 | 233 | 14 | 9 | 920 | 863 | 57 |
| 2022-2023 | 11 | 1 | 10 | 678 | 296 | 51 | 18 | 1,043 | 657 | 386 |
| 2023-2024 | 21 | 6 | 15 | 589 | 533 | 37 | 15 | 1,174 | 957 | 217 |
| 2024-2025 | 23 | 7 | 16 | 767 | 536 | 60 | 7 | 1,370 | 937 | 433 |
| 2025-2026 | 10 | 3 | 7 | 231 | 222 | 6 | 44 | 503 | 524 | -21 |
| Average | 15 | 4 | 10 | 586 | 364 | 34 | 19 | 1,002 | 788 | 214 |



Membership Composition

November 2025 Cumulative



Gender Composition

November 2025 Cumulative

